




## GRAFT


design David Lopez Quincoces

Series of square and rectangular tables made of "a sandwich" tabletop in rigid high-density polyurethane paired with epoxy resin pre-impregnated carbon fibre slabs and a MDF panel, pressed and glued together (with bi-component glues). Embedded in the tabletop, there is a specific HPL structure designed to mount the legs through a stainless steel rod. The legs are made of a CNC machined aluminium extrusion. The tabletop is available in the following wood essences: Stone Oak®, charcoal dyed oak, natural oak with water lacquering or multilaminar wood veneer Striped Grey with acrylic lacquering. Epoxy powder coated legs in the colour gun metal grey or burnished. Floor support through plastic feet.

### Legs



Steel with  
Gunmetal Grey  
Coating




Burnished  
Painted Steel


### Top




Natural Oak



Charcoal-dyed  
Oak



Stone Oak®



Striped Grey

### Note

Stone Oak®: this wood owes its particular coloring to an entirely natural process. Because of this, some slabs may look more brown than others. Our commitment is to provide you a high quality product; any differences in color should not be considered as defects.

Striped Grey: it is a decorative multilaminar wood veneer, always finished with a transparent acrylic painting, which features exclusive patterns reproducing the natural characteristics of wood. We would like to remind you that, being a natural and living wooden material, it may present non-homogeneous colour shades, which are peculiarities of the material itself.

On request, an additional protective (acrylic solvent) painting is available for the Stone Oak® finishing only. It should be noted that this additional coating slightly changes the natural color and texture of the surface. Although this supplementary painting increases the surface resistance, it is still a natural material; therefore small superficial stains, due to oil or other substances, have to be promptly removed, before being absorbed in depth by the wood. Thus, we recommend regular care and maintenance.

**Technical Drawings**  
Table cm.300x100 h.73

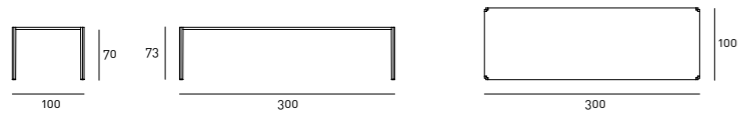


Table cm.260x100 h.73

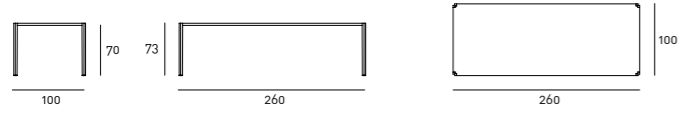


Table cm.220x100 h.73

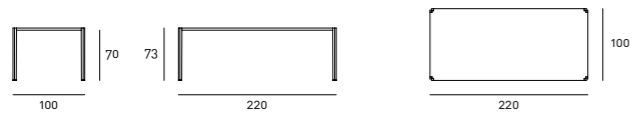


Table cm.180x180 h.73

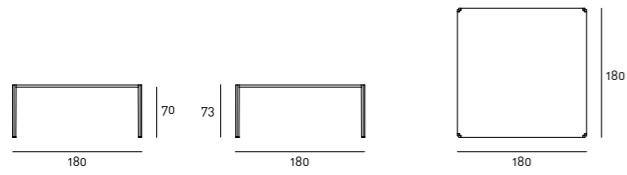


Table cm.160x160 h.73

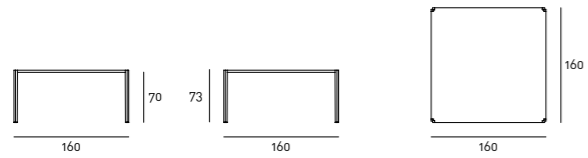
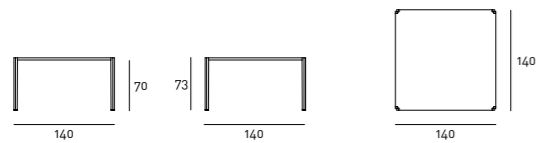


Table cm.140x140 h.73







—  
Table with Top in Charcoal-dyed Oak and Legs in Steel  
with Gunmetal Grey Coating

